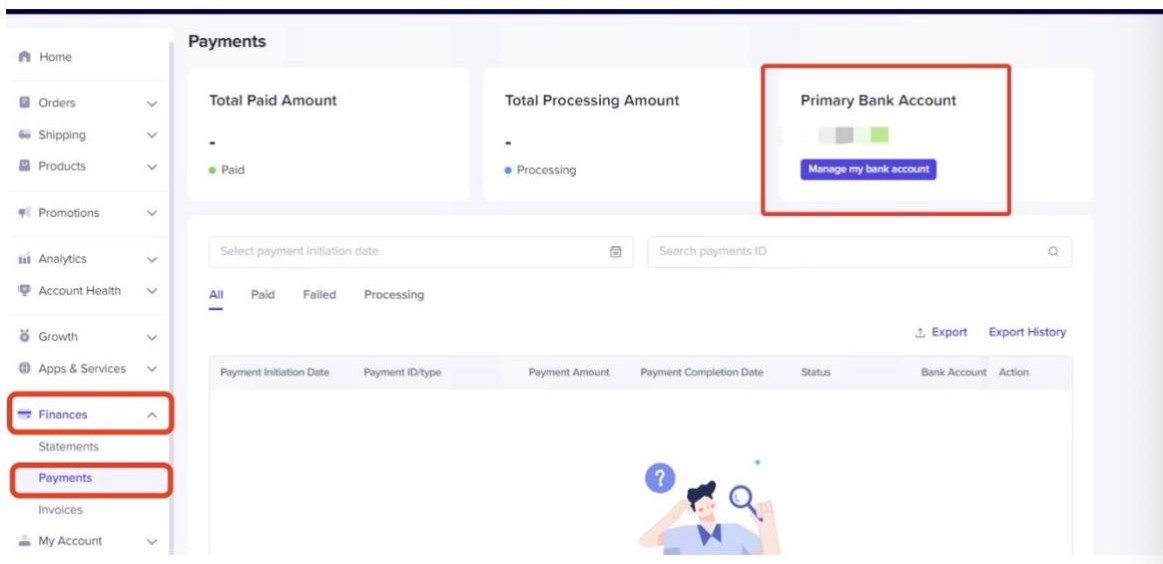
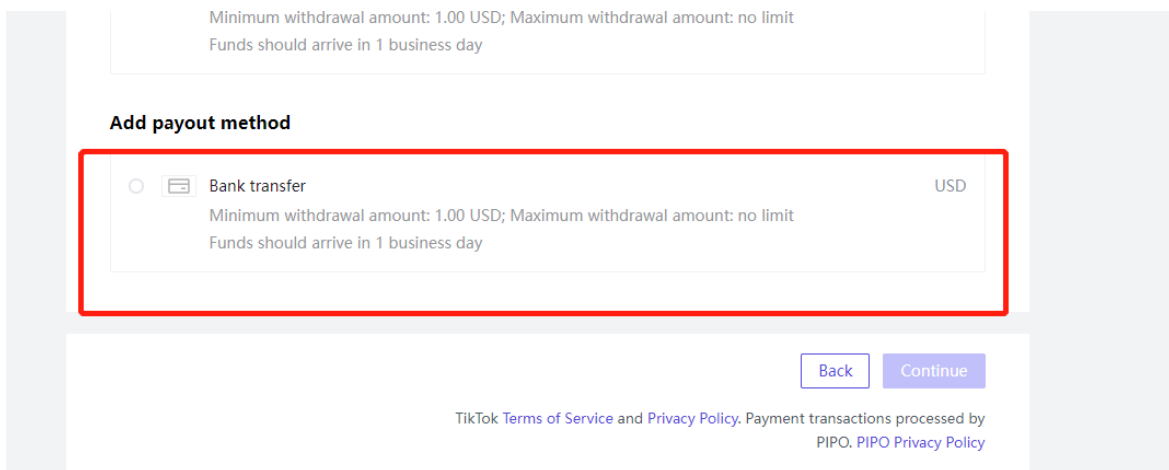


派安盈美金账户绑定 TikTok Shop 美区店铺回款

1. 在 TikTok US 小店后台，Finances 下拉框选择“Payments”

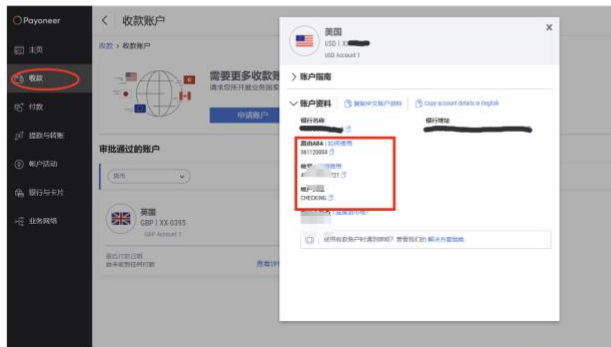


2. 上图页面右上角第三个方框位置选择
“Manage my bank account” → Add payout method → bank transfer --> continue
进入下一个界面



3. 在 TikTok Shop 后台填入账户相关信息

准备好你派安盈美金收款账户，如图所示



在 TikTok 后台，填写收款账户信息（如右图所示）

- Name: 自动校验,可忽略
- Routing number: 请填写 路由ABA号码
- Bank account number: 请填写美金收款账号
- Account type: 必须勾选 Checking account (支票)
- Billing Address: 勾选Same as business registered address

确保输入信息准确，完成后点击右下角“Continue”即可完成绑定

Add payout method

Bank transfer

USD

BANK INFORMATION

Name 名字默认为主体名，可忽略

Routing number 填入路由号码 ABA Bank account number 填入美金收款账号

Account type ☐ Saving account ☒ Checking account 必须勾选 Checking account

BILLING ADDRESS

☐ Same as business registered address 必须勾选 Same as business registered address, 勾选此项后下方地址内容自动填充

Country / region United States

Street address Enter street address

Apartment, suite, etc. (Optional) Enter apartment, suite, etc.

City Enter city State Select state

Zip code Enter zip code

Back Continue

Entering incorrect information will result in declined transactions, and you will be responsible for any costs associated with processing your request. TikTok Terms of Service and Privacy Policy. Payment transactions processed by PPGC PPGC Privacy Policy